



---

## *Robotics 2*

# Kinematic calibration

Prof. Alessandro De Luca

DIPARTIMENTO DI INGEGNERIA INFORMATICA  
AUTOMATICA E GESTIONALE ANTONIO RUBERTI



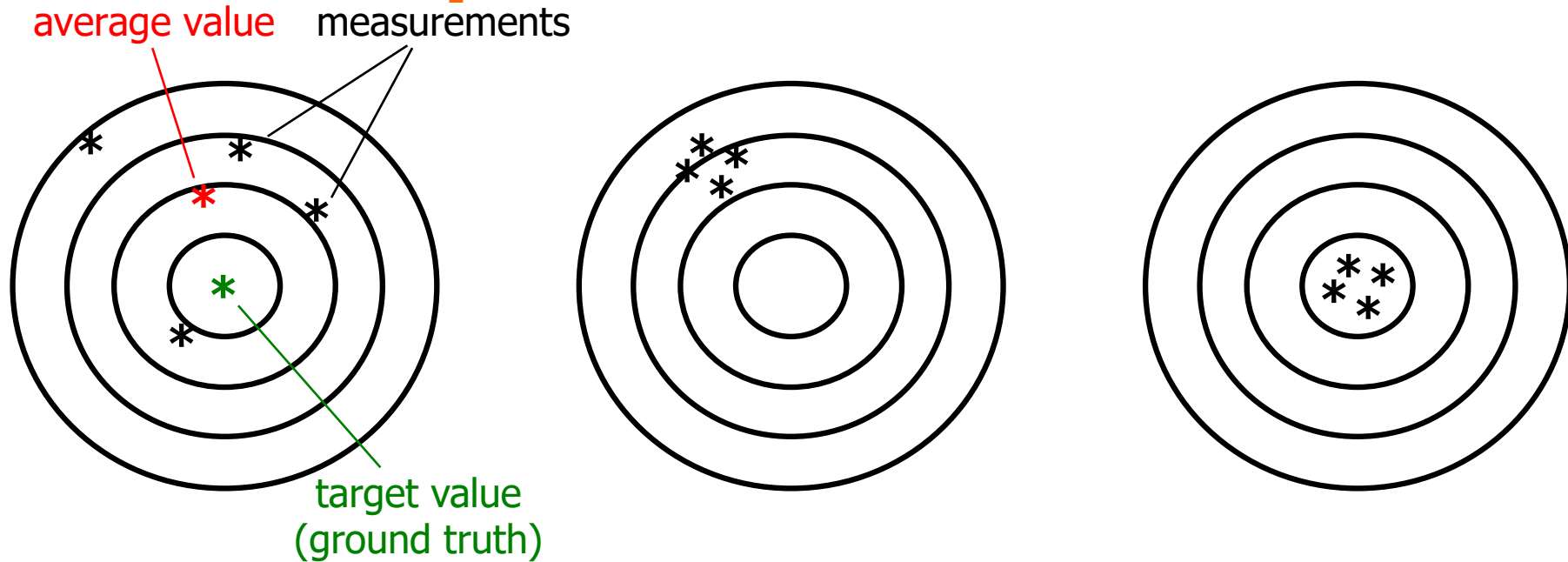
SAPIENZA  
UNIVERSITÀ DI ROMA



# Accuracy and Repeatability

robot as a measuring device

*from Robotics 1*



low accuracy  
low repeatability

low accuracy  
high repeatability

high accuracy  
high repeatability

better components!

**calibration!**



# Direct kinematics

- **nominal** set of Denavit-Hartenberg (D-H) parameters

$$\boldsymbol{\alpha} = \begin{pmatrix} \alpha_1 \\ \vdots \\ \alpha_n \end{pmatrix} \quad \boldsymbol{a} = \begin{pmatrix} a_1 \\ \vdots \\ a_n \end{pmatrix} \quad \boldsymbol{d} = \begin{pmatrix} d_1 \\ \vdots \\ d_n \end{pmatrix}$$

for simplicity, suppose  
an all-revolute joints  
manipulator

- **nominal** direct kinematics

$$\boldsymbol{r}_{nom} = f(\boldsymbol{\alpha}, \boldsymbol{a}, \boldsymbol{d}, \boldsymbol{\theta})$$

$$\boldsymbol{\theta} = \begin{pmatrix} \theta_1 \\ \vdots \\ \theta_n \end{pmatrix}$$

$\theta$  are typically measured by encoders  $\longrightarrow$



# Need for calibration


---

- **tolerances** in mechanical construction and in **assembly** of links/joints imply **small** errors in actual end-effector pose (**real  $\neq$  nominal** parameters)
- **encoder mounting** on motor axes may not be consistent with the “zero reference” of the robot direct kinematics (joint angle measures are constantly **biased**)
- errors distributed “along” the arm are **amplified**, due to the open chain kinematic structure of most robots
- **calibration goal**: recover as much as possible E-E pose errors by correcting the nominal set of D-H parameters, based on **independent external (accurate!) measurements**
- **experiments** to be done **once** for each robot, before starting operation... (and maybe repeated from time to time)



# Cartesian measurement systems - 1


---



calibration table

# Cartesian measurement systems - 2

---




laser/camera system + triangulation



# Cartesian measurement systems - 3

FANUC 6R robot  
M-710iC/50



API  
laser tracker III  
[www.apisensor.com](http://www.apisensor.com)

3 SMRs  
(Spherically-  
Mounted  
Reflectors)

laser tracker + targets on end-effector





# Acquiring data for calibration

FARO ION  
laser tracker


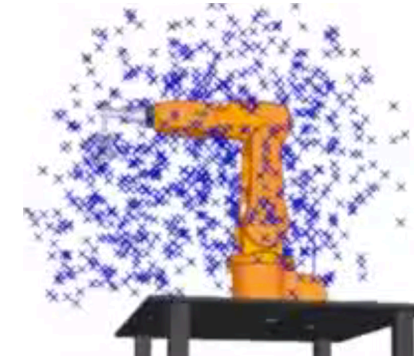
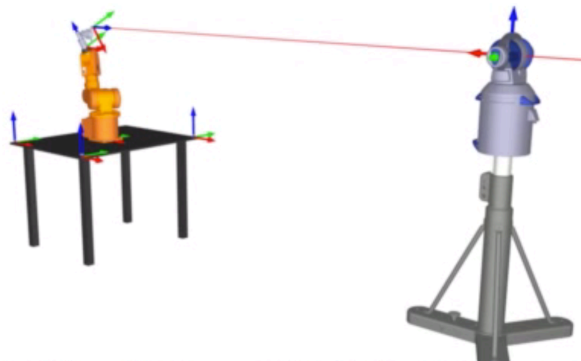


ABB  
IRB 1600  
robot

4 SMRs

video  
@CoRo Lab  
ETS Montréal





# Linearization of direct kinematics

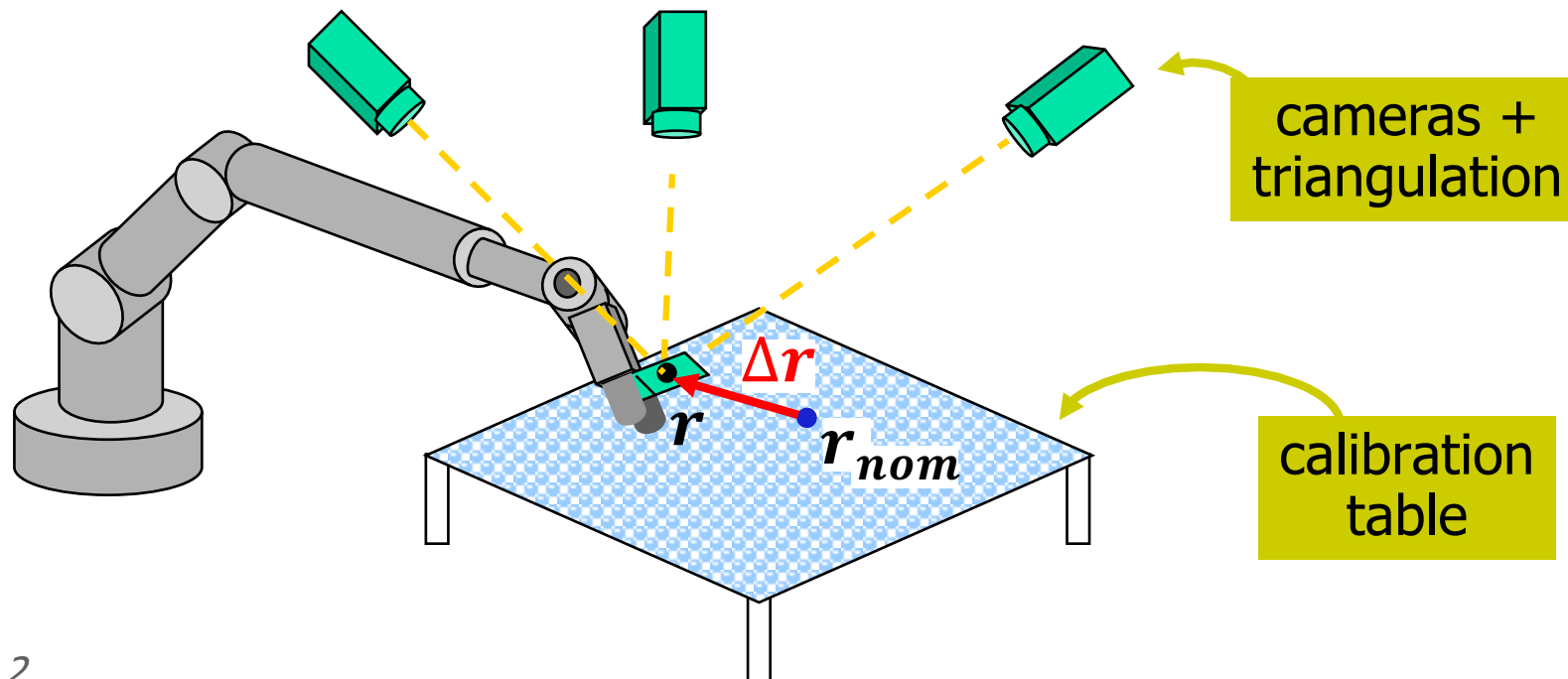
partial Jacobians evaluated in nominal conditions

$$\Delta r = r - r_{nom} = \frac{\partial f}{\partial \alpha} \cdot \Delta \alpha + \frac{\partial f}{\partial a} \cdot \Delta a + \frac{\partial f}{\partial d} \cdot \Delta d + \frac{\partial f}{\partial \theta} \cdot \Delta \theta$$

"small" errors

obtained by external measurement system

first-order variations





# Calibration equation

$$\Delta\varphi = \begin{pmatrix} \Delta\alpha \\ \Delta a \\ \Delta d \\ \Delta\theta \end{pmatrix} \quad \Phi = \begin{pmatrix} \frac{\partial f}{\partial\alpha} & \frac{\partial f}{\partial a} & \frac{\partial f}{\partial d} & \frac{\partial f}{\partial\theta} \end{pmatrix} \quad \Delta r = \Phi \cdot \Delta\varphi$$

$4n \times 1$  (pointing to  $\Delta\varphi$ )  
 $6 \times 4n$  (pointing to  $\Phi$ )

$$\Delta\bar{r} = \begin{pmatrix} \Delta r_1 \\ \Delta r_2 \\ \vdots \\ \Delta r_\ell \end{pmatrix} \quad \bar{\Phi} = \begin{pmatrix} \Phi_1 \\ \Phi_2 \\ \vdots \\ \Phi_\ell \end{pmatrix}$$

$6\ell \times 1$  (pointing to  $\Delta\bar{r}$ )  
 $6\ell \times 4n$  (pointing to  $\bar{\Phi}$ )

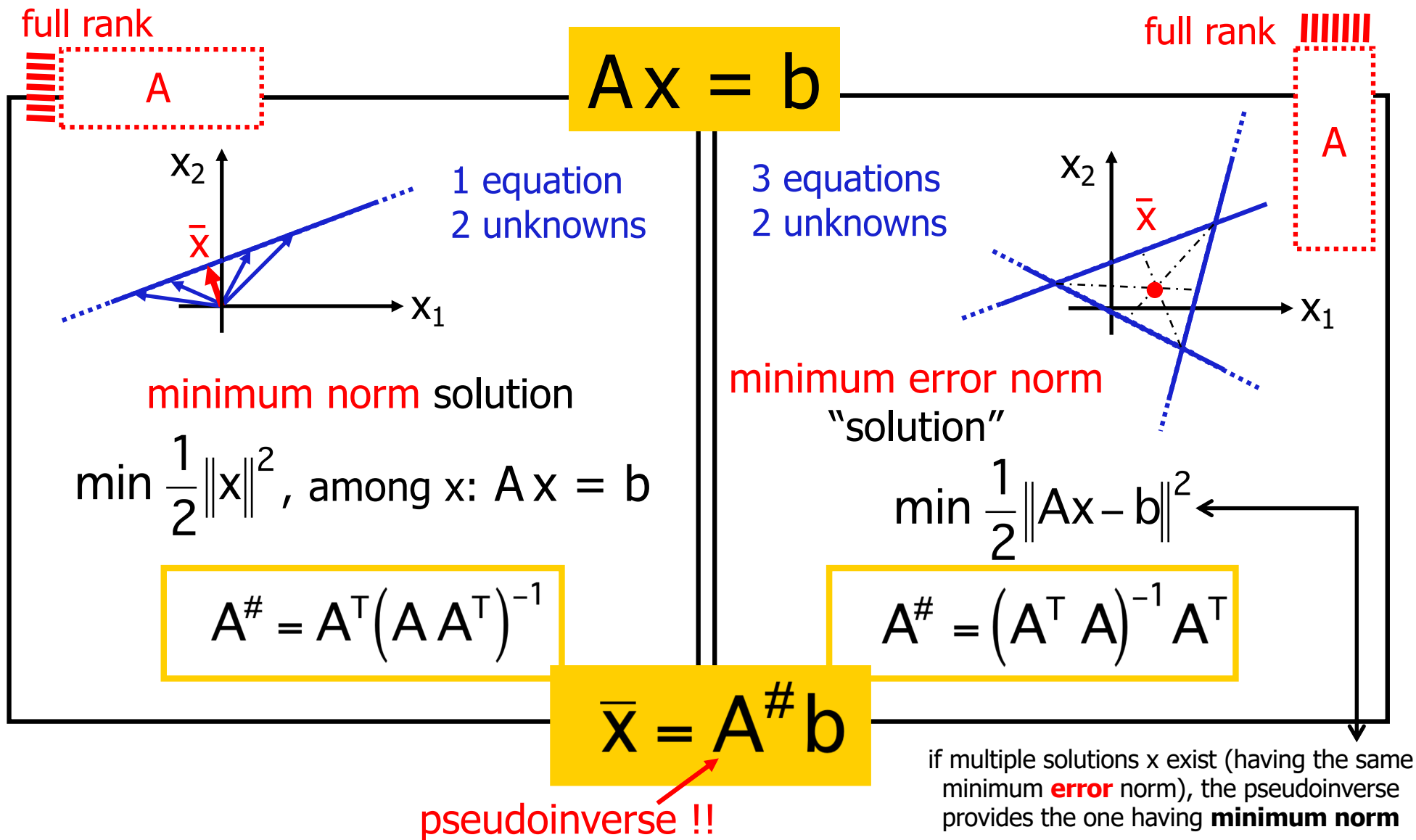
$\ell$  experiments ( $\ell \gg n$ )

$$\Delta\bar{r} = \bar{\Phi} \cdot \Delta\varphi$$

measures (pointing to  $\Delta\bar{r}$ )  
regressor matrix evaluated at nominal parameters (pointing to  $\bar{\Phi}$ )  
unknowns (pointing to  $\Delta\varphi$ )

full column rank  
(for sufficiently large  $\ell$ )

# Under- and over-determined systems of linear equations





# Calibration algorithm

$$\Delta \bar{r} = \bar{\Phi} \cdot \Delta \varphi$$



$$\Delta \varphi = \bar{\Phi}^\# \Delta \bar{r} = (\bar{\Phi}^T \bar{\Phi})^{-1} \bar{\Phi}^T \cdot \Delta \bar{r}$$

minimizes  $\frac{1}{2} \|\bar{\Phi} \Delta \varphi - \Delta \bar{r}\|^2$



$$\varphi_{nom} + \Delta \varphi = \varphi'$$

new set of DH parameters + "bias" on measures of  $\theta$



$$\Delta \bar{r}' = \bar{\Phi}' \cdot \Delta \varphi$$

evaluated with **new** values  $\varphi'$

**... ITERATE!**





# Improvement by kinematic calibration

---

- ABB IRB 120 6R industrial robot
- 1000 random configurations (collision-free by simulation)
- 50 arbitrary configurations used for measurement in calibration
- 950 configurations used for validation
- Cartesian position errors

	before calibration	after calibration
Average	1.746 mm	0.193 mm
Median	1.567 mm	0.180 mm
Standard Deviation	1.043 mm	0.085 mm
Min	0.050 mm	0.010 mm
Max	4.423 mm	0.516 mm

- Improvement by **a factor 8 ÷ 10**



# Final comments

---

- an **iterative least squares** method
  - original problem is **nonlinear** in the unknowns, then linearized using first-order Taylor expansion
- it is useful to calibrate **first** and **separately** those quantities that are less accurate (typically, the encoder bias)
  - keeping the remaining ones at their nominal values
- **alternative** kinematic descriptions can be used
  - more complex than D-H parameters, but leading to a **better numerical conditioning** of the regressor matrix in calibration algorithm
  - one such description uses the POE (Product Of Exponential) formula
- more in general, **6 base parameters** should also be included
  - to locate 0-th robot frame w.r.t. world coordinate frame (of external sensor)
- accurate calibration/**estimation of real parameters** is a general problem in robotics (and beyond...)
  - for **sensors** (e.g., camera calibration)
  - for **models** (identification of dynamic parameters of a manipulator)

# Calibration experiment

in a research environment



video



Videre Design  
stereovision  
camera

- automatic data acquisition for **simultaneous** calibration of
  - robot-camera transformation
  - DH parameters of the manipulator



# Calibration experiment in an industrial setting

video

FANUC  
3D Laser  
calibration  
(with iR Vision)

