

Autonomous and Mobile Robotics

Prof. Giuseppe Oriolo

Humanoid Locomotion: a Demonstration

Filippo Smaldone

DIPARTIMENTO DI INGEGNERIA INFORMATICA
AUTOMATICA E GESTIONALE ANTONIO RUBERTI



SAPIENZA
UNIVERSITÀ DI ROMA

information

- for any question: smaldone at diag.uniroma1.it
- the code of this demonstration is available at:
<https://github.com/FilippoSmaldoni/Robotis-OP3-MPC-walking>
- ROS based gazebo simulation of OP3 walking
- the same implementation on the DART dynamic simulator is available upon request

the OP3 robot

- the available platform is Robotis OP3

- open source robot

<https://github.com/ROBOTIS-GIT/ROBOTIS-OP3>

- hardware:

- 20 dof, position controlled

- encoders, imu

- camera

- main controller: INTEL NUC i3, 8 GB RAM

- the hardware necessarily **constrains our solution** to the problem



the OP3 robot

- software:

- Linux Mint 16
- ROS Kinetic
- custom real-time control manager
- arbitrary sampling time for motor commands
- C++ (convenient for real-time control), python

- the software framework **gives us enough versatility** for our solution in spite of the hardware



the OP3 robot

- pros:

- open source
- ROS based
- modular (easy to upgrade)
- easy maintenance
- easy set up
- GitHub issues responsiveness
- low cost, < 20k € in 2021


- cons:

- position controlled actuators
- comes without F/T sensors
- comes without any range sensors
- large and slippery feet



problem statement

- high level description: “make a humanoid navigate to reach a goal”



- applications: environment exploration, data acquisition, object transportation

- what does navigation require?

- motion planning

- trajectory generation

- control

- localization and mapping

addressing the problem

- decompose the big problem into **small problems** and identify the solution for each one of them
- the robot has a standard initial configuration
- the task will be realized by composing three different motions:
 - reach a configuration to start walking
 - walk and reach the goal
 - come back to the initial configuration
- **let's keep it simple**: use time pre-programmed motion modes (stand up, walk, sit down)

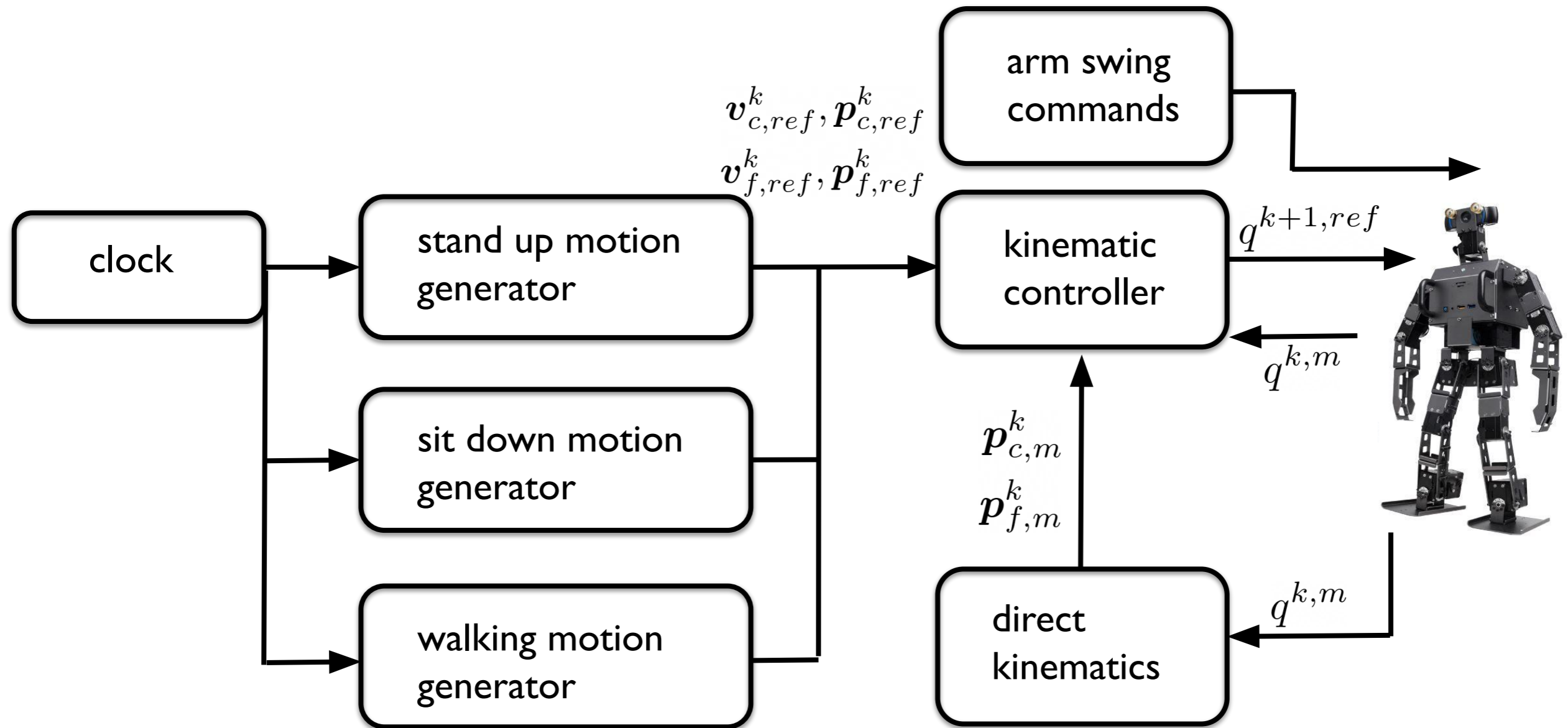


addressing the problem

- use a hierarchical approach
- for each motion mode generate proper body **cartesian trajectories** (e.g. CoM, feet, arms)
- track them with a **kinematic controller**
- note that:
 - kinematic control is the most practical choice with position controlled actuators
 - we assume that we do not need localization nor mapping
 - there exist different solutions to this problem

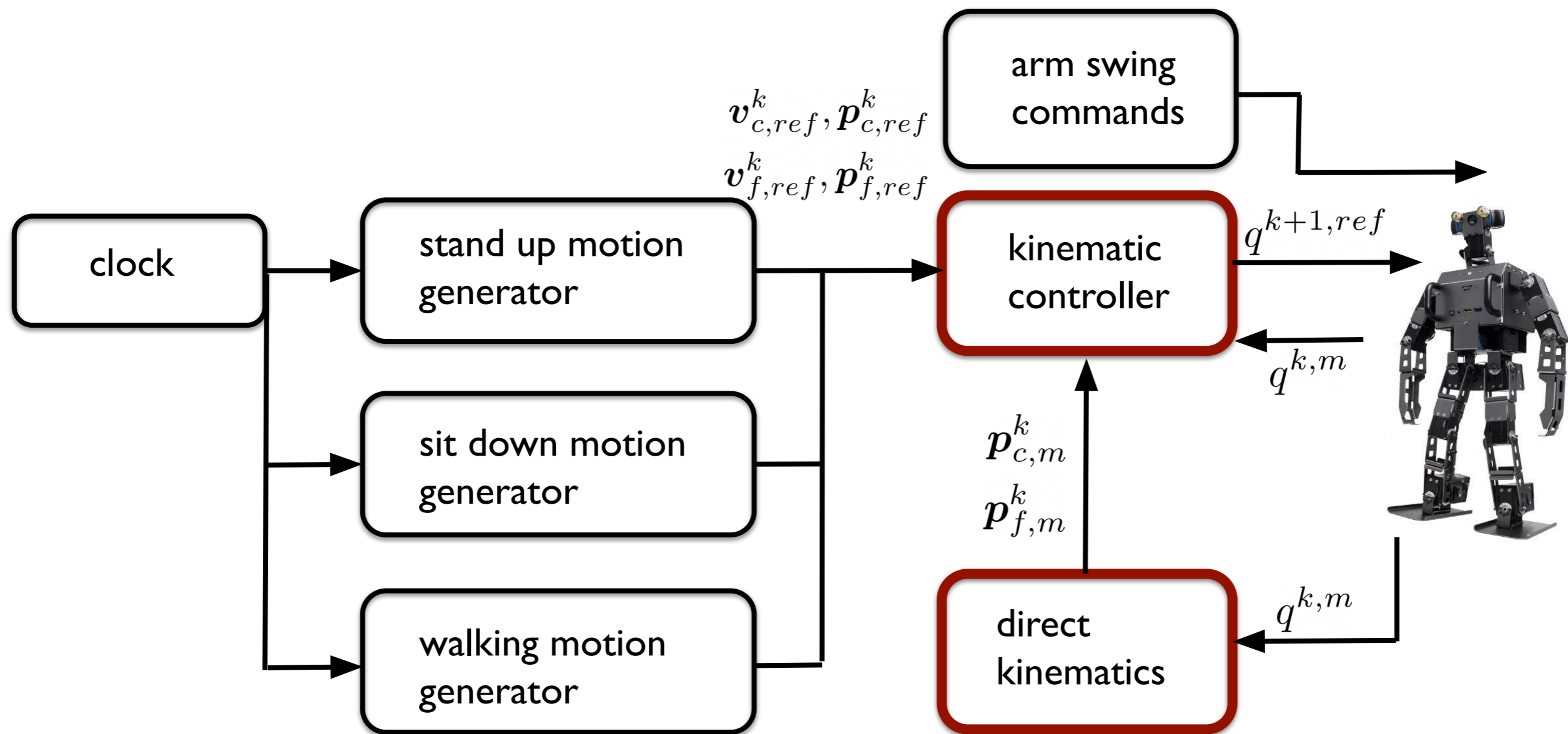


block scheme



p, v denote the pose and its time derivative

kinematic controller and direct kinematics



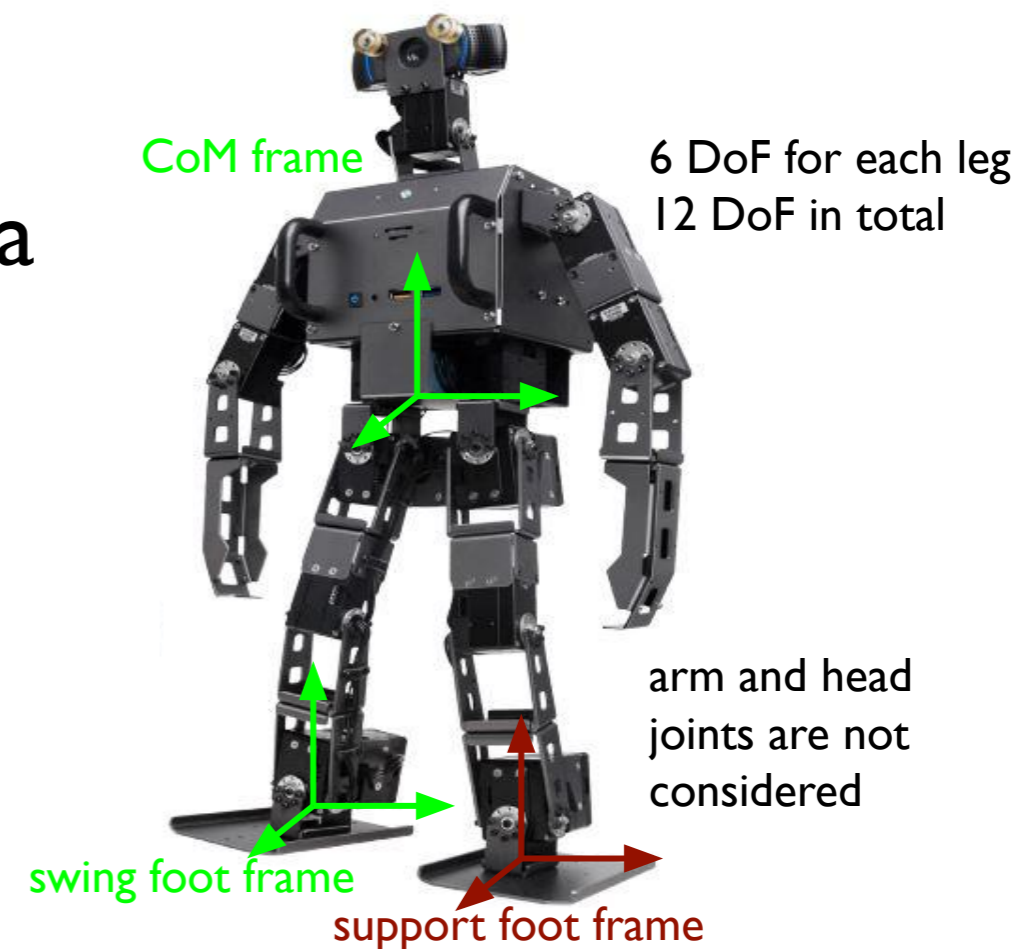
kinematic controller and direct kinematics

- input: reference pose and velocity of **CoM** and a foot (left or right), denoted as **swing foot**

why?

- humanoid as **fixed base** manipulator where the base frame coincides with a supporting foot
- CoM and swing foot are regarded as **End-Effector** frames
- regulation via multi-task kinematic control law

- output: **joint position** commands



kinematic controller and direct kinematics

the two blocks work in this way:

- get joint positions $q^{k,m}$ from encoder readings
- compute direct kinematics from $q^{k,m}$ to get $\mathbf{p}_{c,m}^k, \mathbf{p}_{f,m}^k$
- compute Jacobians from $q^{k,m}$ (support-CoM, support-swing)
- stack the Jacobians
- compute the joint velocities as

$$\dot{q}^k = \begin{bmatrix} J_c^k \\ J_f^k \end{bmatrix}^\# \left[\begin{pmatrix} \mathbf{v}_{c,ref}^k \\ \mathbf{v}_{f,ref}^k \end{pmatrix} + \mathbf{K} \begin{pmatrix} \mathbf{p}_{c,ref}^k - \mathbf{p}_{c,m}^k \\ \mathbf{p}_{f,ref}^k - \mathbf{p}_{f,m}^k \end{pmatrix} \right]$$

damped pseudoinverse of
stacked jacobians

reference velocities

position error gains

position error

- integrate to get the joint position commands

$$q^{k+1,ref} = q^{k,m} + \delta \dot{q}^k$$

sampling time

kinematic controller and direct kinematics

- damped least squares to prevent singularity issues
- the direct kinematics and the Jacobians are computed with efficient recursive algorithms which use the robot **URDF** (Unified Robot Description Format), provided by the manufacturer
- state of the art C++ libraries for these computations: **kdl**, **rbdl**, **pinocchio**
- the choice of the gain matrix is crucial
- the choice of the sampling time is also crucial

kinematic controller and direct kinematics

a quick look at the code - left support foot

```
...
left_leg_fk_solver->JntToCart(q0_left_leg, x_left_leg_fk);
for (int i = 0; i < 12; i++) {
    if (i<6) q0_sf_to_swg(i) = q0_left_leg(i);
    else q0_sf_to_swg(i) = q0_right_leg(11-i);
}
left_foot_to_right_foot_fk_solver->JntToCart(q0_sf_to_swg, x_sf_to_swg);
CoM_pose_meas.segment(0,3) = Eigen::Vector3d(x_left_leg_fk.p(0),x_left_leg_fk.p(1),x_left_leg_fk.p(2));
swg_pose_meas.segment(0,3) = Eigen::Vector3d(x_sf_to_swg.p(0),x_sf_to_swg.p(1),x_sf_to_swg.p(2));
x_left_leg_fk.M.GetRPY(CoM_pose_meas(3),CoM_pose_meas(4),CoM_pose_meas(5));
x_sf_to_swg.M.GetRPY(swg_pose_meas(3),swg_pose_meas(4),swg_pose_meas(5));

sf_pose << desired.leftFootPos, desired.leftFootOrient;
CoM_pose_des << desired.comPos, desired.torsoOrient;
CoM_pose_des(2) = CoM_pose_des(2);
swg_pose_des << desired.rightFootPos, desired.rightFootOrient;
CoM_pose_des = vvRel(CoM_pose_des, sf_pose);
swg_pose_des = vvRel(swg_pose_des, sf_pose);
CoM_pose_des(0) = CoM_pose_des(0);

Eigen::VectorXd v_des, pos_des, pos_meas;
v_des = Eigen::VectorXd::Zero(12);
v_des.segment(0,3) = desired.comVel;
v_des.segment(6,3) = desired.rightFootVel;
pos_des = Eigen::VectorXd::Zero(12);
pos_meas = Eigen::VectorXd::Zero(12);
pos_des << CoM_pose_des, swg_pose_des;
pos_meas << CoM_pose_meas, swg_pose_meas;

if (left_foot_to_right_foot_jacobian_solver->JntToJac(q0_sf_to_swg, J_leftf_to_rightf_leg) < 0) {
    ROS_ERROR("jacobian error");
}
J_left_leg_to_right = J_leftf_to_rightf_leg.data;
if (left_leg_jacobian_solver->JntToJac(q0_left_leg, J_left_leg) < 0) {
    ROS_ERROR("jacobian error");
}
J_left_leg_ = J_left_leg.data;
J_stacked << J_left_leg_, Eigen::MatrixXd::Zero(6,6), J_left_leg_to_right;

Eigen::VectorXd q_dot = J_stacked.transpose() * (J_stacked*J_stacked.transpose() + Id*sigma).inverse() * (v_des + gains*(pos_des-pos_meas));
for (int i = 0; i < 6; i++) q_left_leg(i) = q0_left_leg(i) + (1.0/rate)*q_dot(i);
for (int i = 0; i < 6; i++) q_right_leg(5-i) = q0_right_leg(5-i) + (1.0/rate)*q_dot(i+6);
...
```

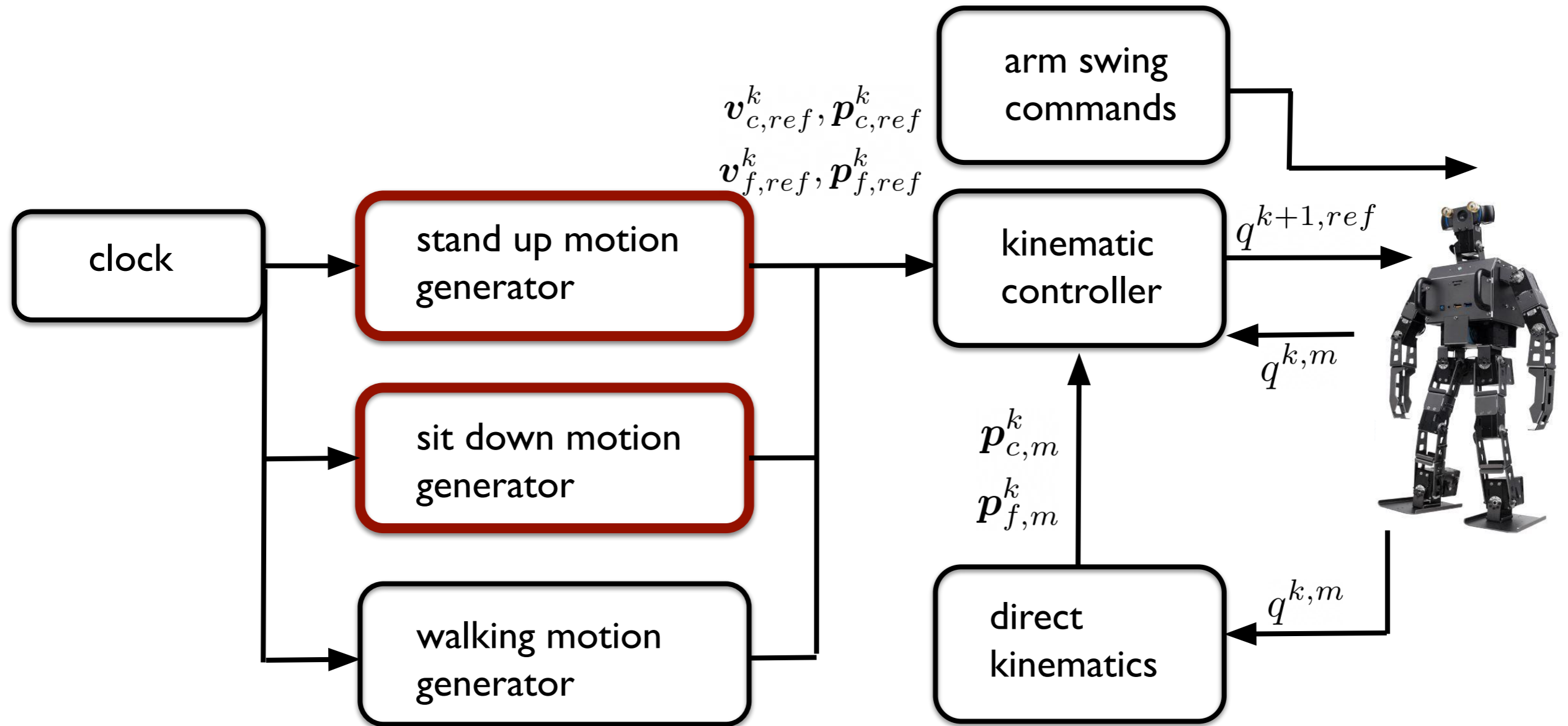
use kdl forward kinematic routine to compute the current CoM and swing foot pose

stack the measurements, the reference poses (in the current support foot frame) and velocities

use kdl jacobian solver to compute the Jacobians and then stack them

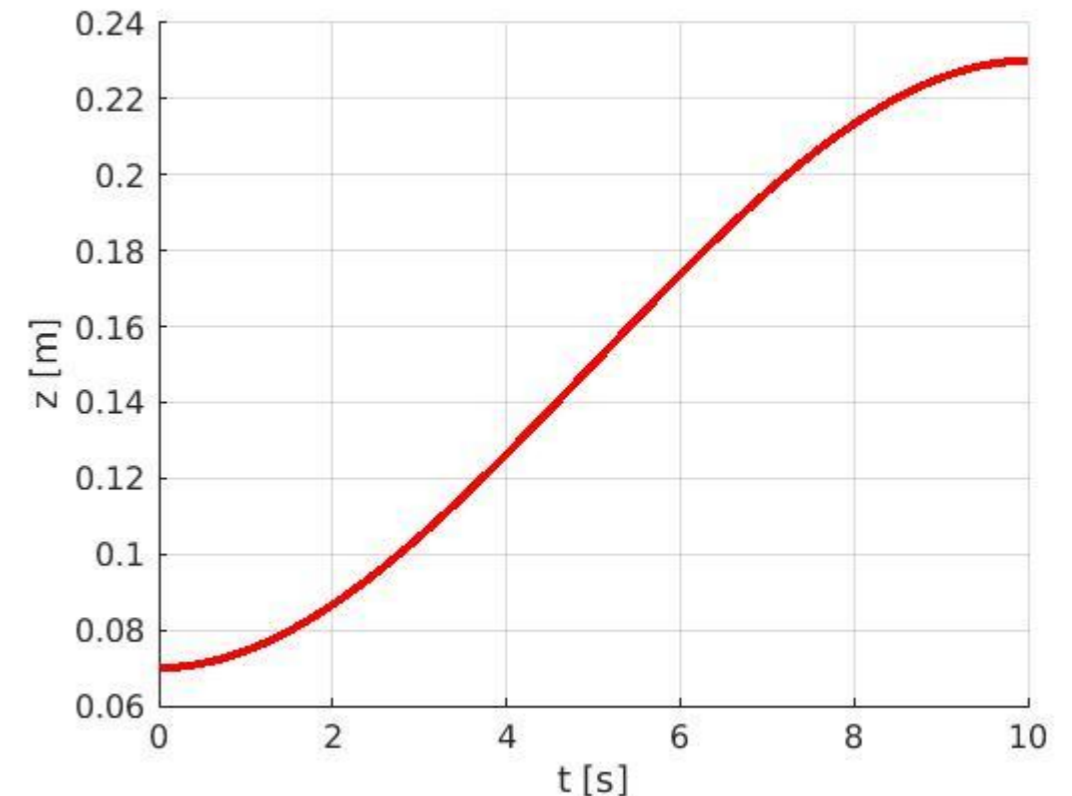
compute kinematic control law and integrate to get reference joint positions

stand up and sit down motion

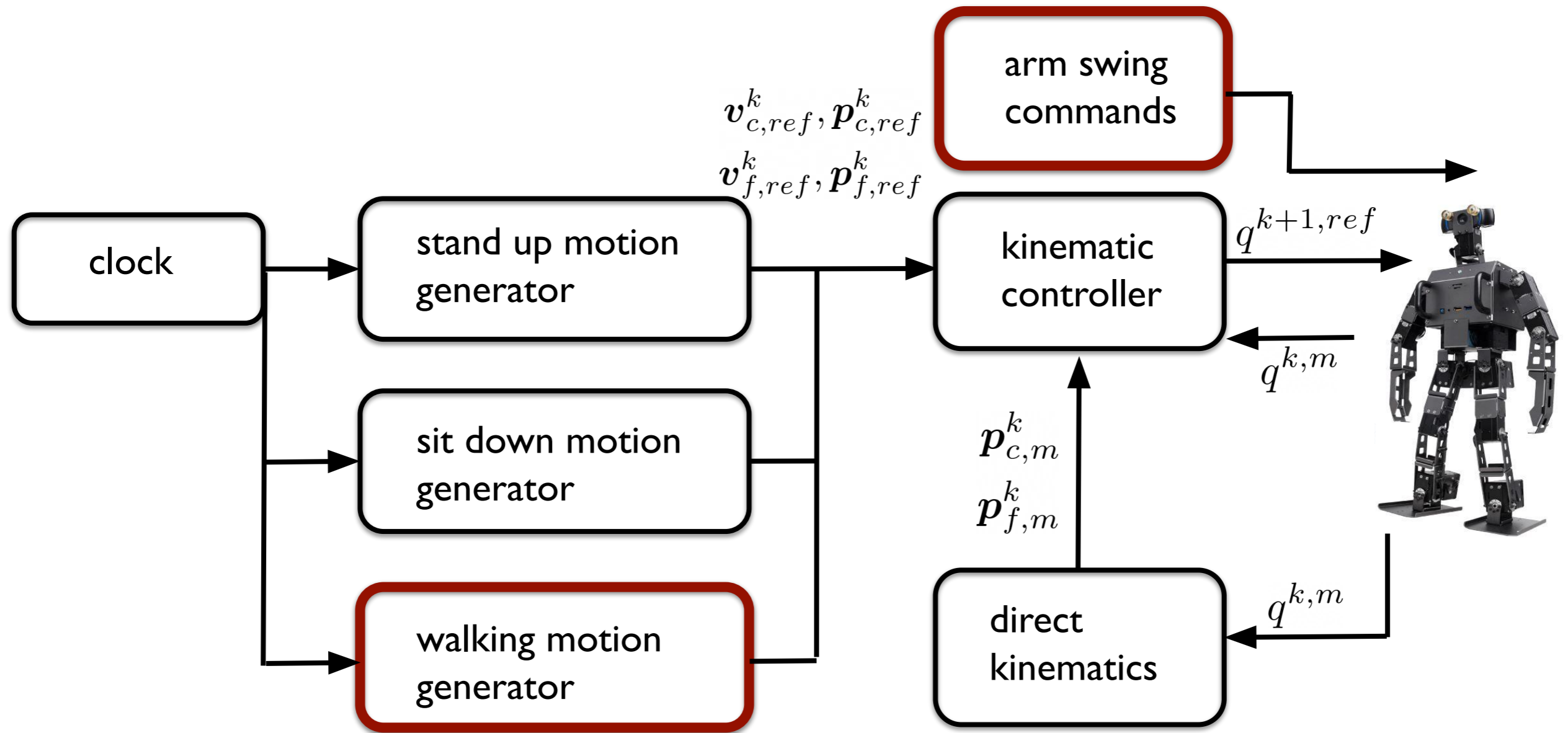


stand up and sit down motion

- start from a pose p^0 and reach a target pose p^1 in T seconds
- simply raise/lower the CoM while holding steady the swing foot
- in practice, it is only required a trajectory for the vertical CoM component
- use for instance a third order polynomial to reach a target pose with zero velocity in $t = T$
- at each time t_k the output of these blocks is $p_{c,ref}(t_k), v_{c,ref}(t_k)$



walking motion



walking motion

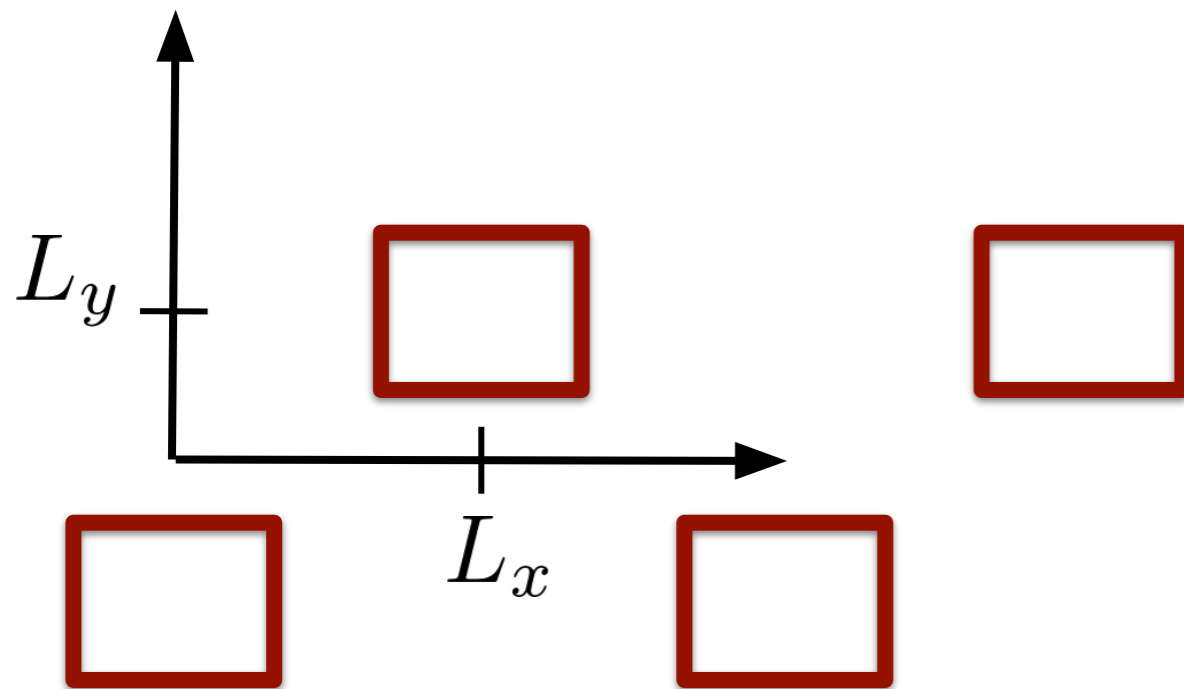
- objective: walk to reach the goal (planar ground)
- **legged locomotion**: exert forces towards the environment to move the robot
- forces are exerted through **foot contact** with the ground
- the robot must maintain **dynamic balance** at all times
- approach:
 - plan suitable contacts, i.e. design a **footstep plan**
 - generate CoM and ZMP trajectories to realize a dynamically balanced gait over the footstep plan
 - generate also swing foot trajectories

walking motion - footstep plan

- footstep plan: cartesian positions and timings (step duration)
- left and right feet alternate during locomotion
- single and double support alternate during locomotion
- let's keep it simple:
 - assign a **step duration**, e.g., $T_s = T_{ss} + T_{ds}$ (single and double support duration)
 - choose a sagittal **reference velocity** v_x
 - the stride length on the x component is obtained as $L_x = v_x T_s$
 - the y component of the footsteps, named as L_y , alternates (left and right support foot)

walking motion - footstep plan

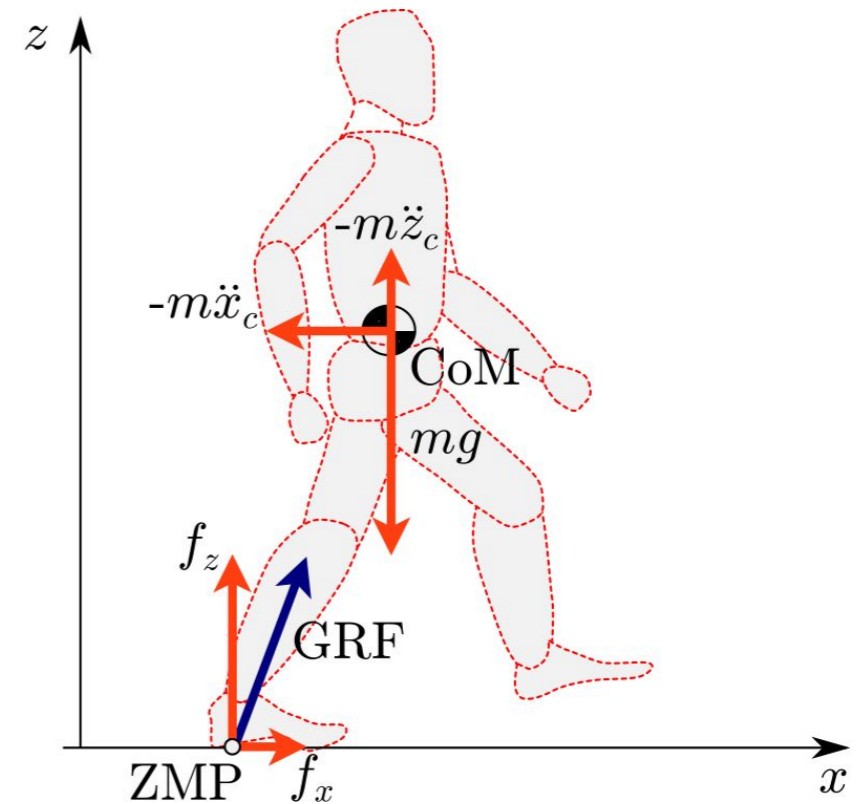
in world frame coordinates



x	y	t
0	-L _y	0
L _x	L _y	T _s
2L _x	-L _y	2T _s
3L _x	L _y	3T _s
...

walking motion - gait generation

- objective: realize the footstep plan
- relevant quantities: **CoM** and **ZMP**
- generate CoM/ZMP trajectories so that the robot is **dynamically balanced**
- use a simplified model: the Linear Inverted Pendulum (**LIP**)
- forward walking motion with constant footstep orientation: the sagittal and coronal components are decoupled



$$\ddot{x}_c = \eta^2 (x_c - x_z)$$

$$\ddot{y}_c = \eta^2 (y_c - y_z)$$

natural frequency

CoM

ZMP

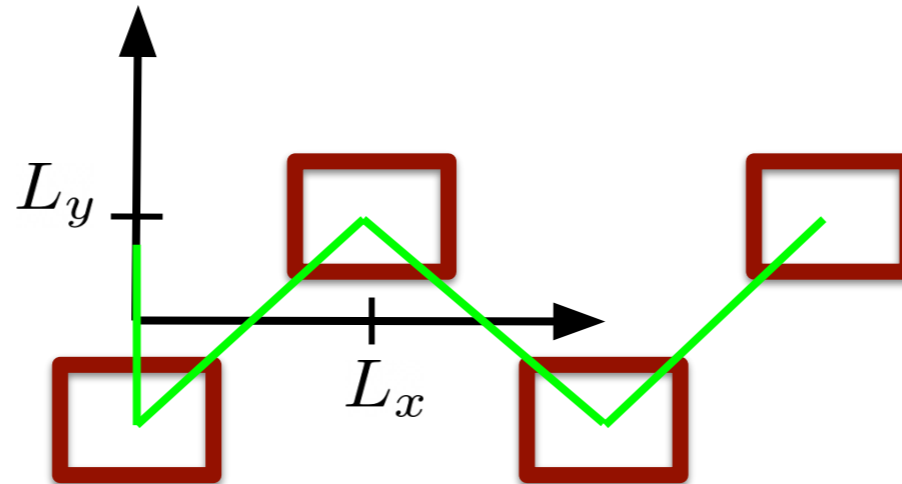
$$\eta^2 = \frac{g}{h}$$

walking motion - gait generation

- linear MPC formulation: **anticipation!**
- ZMP as **decision variable**
- formulation: **track** a reference ZMP trajectory, while maintaining **dynamic balance** and ensuring that the CoM is **bounded** with respect to the ZMP (the LIP is unstable!)
- solve at each iteration a quadratic program (**QP**) with linear constraints
- efficient state of the art solvers are available, e.g., **hpipm**
<https://github.com/giaf/hpipm>

walking motion - gait generation

- reference ZMP trajectory:



- dynamic balance: ZMP inside the **support polygon**, formulated as a **linear inequality constraint**
- bounded CoM w.r.t. the ZMP through a stability constraint (Scianca et al, “MPC for Humanoid Gait Generation: Stability and Feasibility”, T-RO, 2020), formulated as a **linear equality constraint**

walking motion - gait generation

- let X_z and Y_z be vectors collecting the decision variables over the prediction horizon
- let X_z^{ref} and Y_z^{ref} be vectors collecting the sampled reference ZMP trajectory over the prediction horizon
- let $\Delta X_z = [x_z^1 - x_z^0, x_z^2 - x_z^1, \dots]^T$

solve at each time step the following QP is solved:

$$\min_{X_z, Y_z} \|X_z - X_z^{ref}\|^2 + \|Y_z - Y_z^{ref}\|^2 + \beta \|\Delta X_z\|^2 + \beta \|\Delta Y_z\|^2$$

subject to:

- ZMP constraints
- stability constraint

walking motion - gait generation

- **integrate** over a sampling interval the LIP dynamics using the **first decision variable** obtained from the QP and get the reference CoM position and velocity $\mathbf{v}_{c,ref}^k, \mathbf{p}_{c,ref}^k$
- generate a **swing foot trajectory** to reach the **next** target footstep during **single support** phases $\mathbf{v}_{f,ref}^k, \mathbf{p}_{f,ref}^k$
- use for instance a third order polynomial for the x and y components of the swing foot trajectory
- use a parabolic trajectory for the z component
- **arm swing commands**: sinusoidal trajectory for the shoulder joint

walking motion - gait generation

a quick look at the code

```
...  
decisionVariables_x = solveQP_hpipm(costFunctionH_xy, costFunctionF_x, A_ineq_xy, Zmin_x, Zmax_x, Aeq_x, beq_x);  
decisionVariables_y = solveQP_hpipm(costFunctionH_xy, costFunctionF_y, A_ineq_xy, Zmin_y, Zmax_y, Aeq_y, beq_y);  
...
```

compute QP using
hpipm

```
...  
state_x = A_xy*state_x + B_xy*decisionVariables_x(0);  
state_y = A_xy*state_y + B_xy*decisionVariables_y(0);
```

integrate LIP to get
next CoM reference

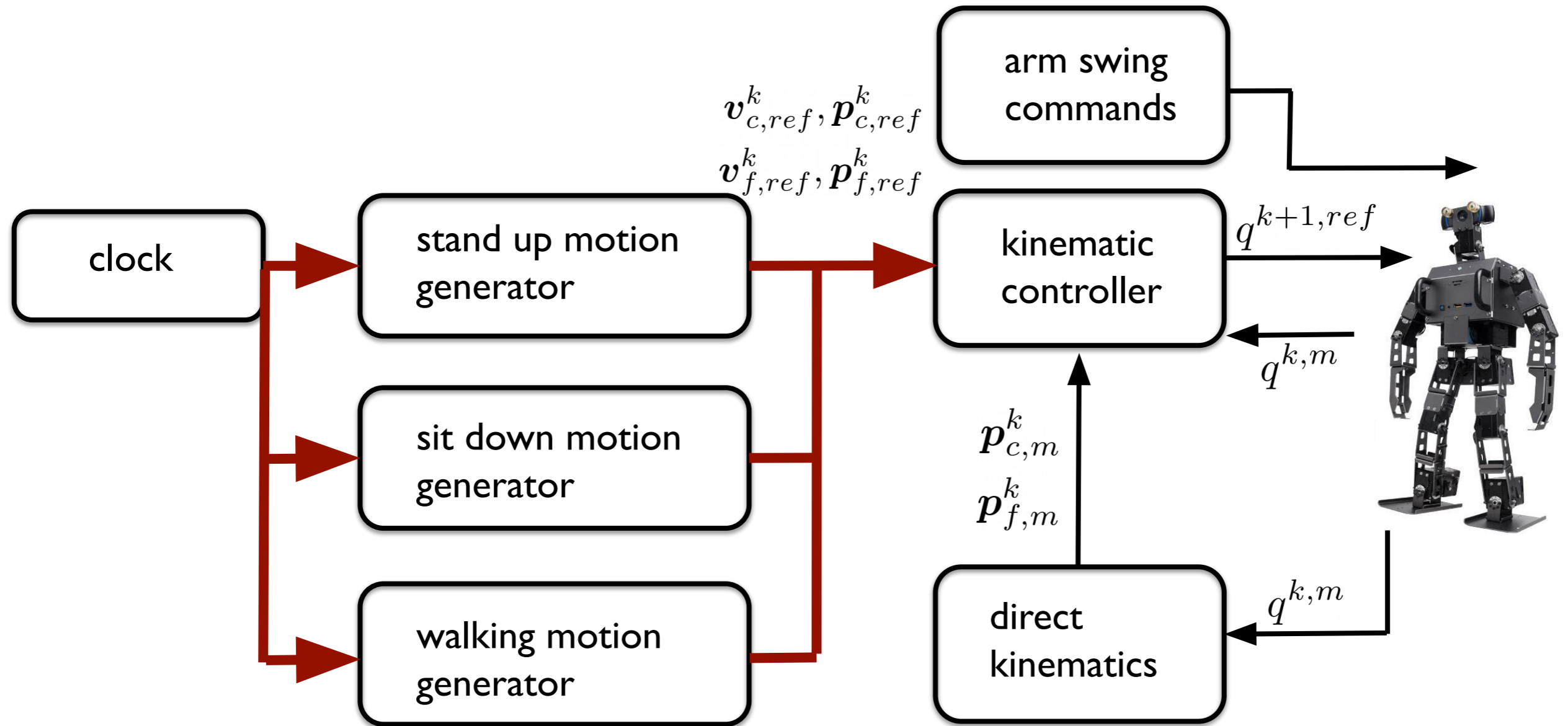
```
next.comPos << state_x(0), state_y(0), comTargetHeight;  
next.comVel << state_x(1), state_y(1), 1.0;  
next.comAcc << eta*eta * (state_x(0) - decisionVariables_x(0)), eta*eta * (state_y(0) - decisionVariables_y(0)), 1.0;  
next.zmpPos << decisionVariables_x(0), decisionVariables_y(0), 1.0;
```

store the reference
states into a useful
data structure

```
if (walkState.footstepCounter > 1 && walkState.footstepCounter <= n_steps+1)  
    next = WalkingSwingFoot(current, next, walkState, ftsp_and_timings);
```

evaluate the swing
foot trajectory at the
current time instant

motion mode management



motion mode management

- motion modes change at **fixed times**
- wait some time t_{start} before starting the motion
- stand up motion is executed until time t_{stand} is reached
- walking motion is performed until time t_{walk} is reached
(required time to physically execute the footstep sequence)
- the robot reaches its original configuration by executing a sit down motion, concluded at time t_{sit}

concluding remarks

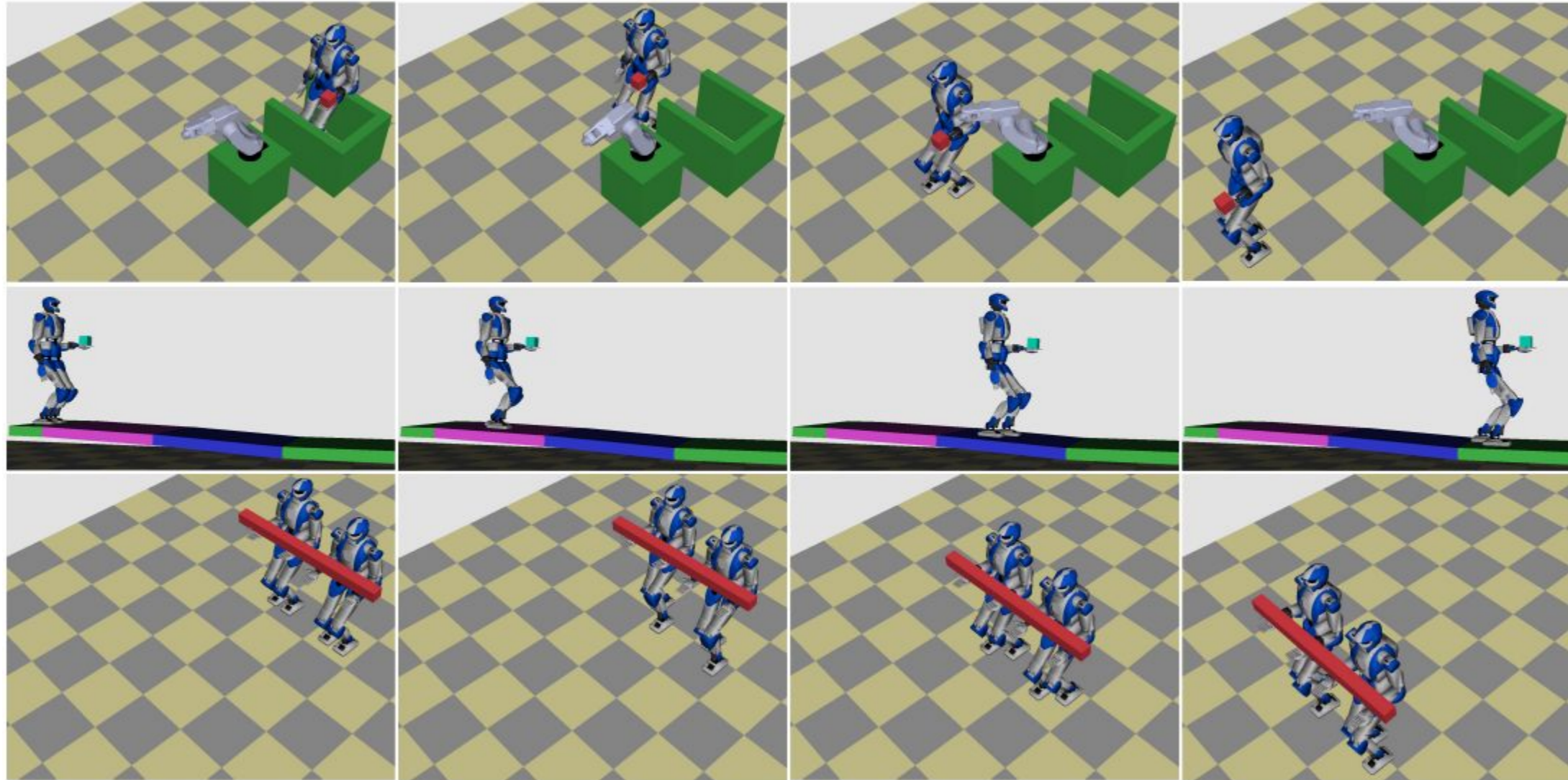
- real-time computations on the robot computer: hard **computational timing constraints**
- test the algorithm in **simulation** first (gazebo, DART)
- **Sim-To-Real gap**: if it works in simulation, it is not 100% guaranteed that it works on the real robot
- robotics is mainly open source, but sometimes not well documented
- possible improvements:
 - footstep planner
 - 3D ground
 - more sophisticated whole body controller
 - localization and mapping

experiment time

on going research - robust gait generation

- disturbances in MPC can cause constraint violation: in humanoid gait generation this can imply the **loss of dynamic balance** as well as **instability**
- different ways to address the problems: **disturbance observers** for persistent perturbations, **constraint restriction** for robustness to uncertainties, step position and timing **adaptation** for push recovery
- we published a contribution for each of the different methodologies and we are now working on a unified framework

on going research - robust gait generation



on going research - 3D walking and running

- LIP model assumes constant CoM height: for 3D motions such as stair climbing and running, this assumption must be removed
- use the Variable Height Inverted Pendulum (**VH-IP**)
- this model is **nonlinear**: a nonlinear MPC formulation is required
- we address the problem by computing the **vertical motion first** and then solving for the horizontal dynamics, considering them as a **time-varying linear system**
- simple but effective method (real-time implementation on OP3)

on going research - 3D walking and running

